



All India Institute of Medical Sciences, Rishikesh
Virology Laboratory, Department of Microbiology
Test Report (SARS-CoV-2)

| | | | | | | | |
|--|--------------|-------------|-------------|---------------|------------------------|-----------|---------------------------|
| Date & time of reporting(dd/yy/mm): 12 hour format | | 21-04-2020 | | | | | |
| Address of the referring facility | | ID | SDH ROORKEE | NA | | | |
| Specimen Details | | | | | | | |
| Date of onset of illness | | NA | | | | | |
| Date & time of sample collection | | 19-04-2020 | | | | | |
| Date & time of receipt of sample at virology lab | | 20-04-2020 | | | | | |
| Condition of specimen received/ Quality on arrival | | Acceptable | | | | | |
| Reporting Details | | | | | | | |
| Report ID | | AIIMSR01374 | | 21 April 2020 | | | |
| Sample ID | Patient Name | Age | Sex | Specimen type | Date of Sample testing | Result | |
| | | | | | | 2019-nCoV | Other Respiratory Viruses |
| AIIMSR01374 | MOH RAFIK | 67 | M | OP & NP SWAB | 21-04-2020 | NEGATIVE | |


Prepared by:

Checked & Approved by:

Asingh

Senior Resident

Junior Resident


डॉ० दीपज्योति कलिता
Dr. Deepjyoti Kalita
सह-आचार्य / Associate Professor
सूक्ष्मजीव विज्ञान / Microbiology
एम. अ. वि. केंद्र / AIIMS Rishikesh

Note: The results relate only to the specimen tested and should be correlated with clinical findings.

Interpretation guidance:

- Testing of referred clinical specimens was considered on the basis of request/ referral received from / through State Surveillance Officer (SSO) of concerned state integrated disease surveillance program (IDSP). Any other health care facility affirming requirements of the case definition/s.
- A single negative test result, particularly if this is from an upper respiratory tract specimen, does not exclude an infection*.
- A positive test result is only tentative, and will be reconfirmed by retesting.
- Repeat sampling and testing of lower respiratory specimen is strongly recommended in severe or progressive disease. The repeat specimens may be considered after a gap of 2-4 days after the collection of the first specimen for additional testing if required*.
- A positive alternate pathogen does not necessarily rule out either, as little is yet known about the role of coinfections.
- Please note that these results are not to be used for any thesis or presentations or for publication in any journals without the prior permission of the Director General, ICMR.


DISCHARGE


- Patient Stable
- Report : Attached herewith
- PROVISIONALLY NEGATIVE FOR COVID19

ADVICE TO FOLLOW

- Temperature charting (4 times a day- 6 hourly)
- Steam Inhalation (For 10 min.) (4 times a day -6 hourly)
- Saline Gargles (4 times a day -6 hourly)
- Plenty of Fluids including Lukewarm water and hot beverages (3L\Day)
- Frequent hand washing
- Sneeze in your sleeve
- Keep nose and mouth covered
- Review as required

Successfully completed 14 days of facility quarantine period and advised to remain home quarantine for next 14 days.


**IN-CHARGE NODAL OFFICER
ISOLATION UNIT**


23.04.2020
**Chief Medical Officer
Haridwar (U.K.)**